




stem4math

Meeting point

(picture website - see dropbox folder final version)

.....
.....
.....
.....
.....
.....





Engage

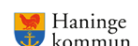
Discussion about social problems in school

What kind of social problems have you seen in your school playground?





stem4math





Investigate

Shadowing school playground

During your break, observe what kind of problems there are between children.

Problems/positive things	How many times (mark with x)
Loneliness	
Name calling	
Angry arguments	
Bullying	
Being left out of a group	
Holding hands	
Helping others	
Hugs	
Playing with lonely children	
Taking care of younger children	
...	



Conclude



Make a histogram

Collect all the data your class has been observing in one histogram.



Plan (playground games)

Planning and building playground games

Our group will build _____

Materials we will need are

Tools we will need are

Draw a picture of your playground game with exact sizes. Also, explain how many pieces you need to build.





Plan (building meeting point)


What is a good place for the meeting point and why?

Draw a map that shows the location of the meeting point in the school playground



How will children notice where the meeting point is?

Design a logo or a sign for the meeting point. You can also invent a better name for the meeting point if you want to.





Plan (rules)

Rules are important for the meeting point so that everybody knows how to behave and what to do there.

1. What kind of rules or instructions or advice are needed in different phases?

Rule no 1 explains what the meeting point is intended for:

You can come to the meeting point if

Rule no 2 explains how to come to the meeting point:

When you come to the meeting point

Rule no 3 explains what you can do at the Meeting point:

At the meeting point you can _____

Rule no 4 explains how you should interact with others there at the same time:

If there is someone else at the meeting point you _____

Rule no 5 explains what to do when leaving the meeting point:

When you stop playing at the meeting point you need to _____

Do we need some more rules? Write them down here:



2. Write rules on cardboard and take them to the meeting point.





Plan (documentation)

Your task is to document the job and process of the other groups.

1. First you need to make a plan of how you will work.

What kind of documentation tools you can or will use? For example tablets, cameras, smartphones, paper, etc.

What kind of photos or videos do you need to take?

What questions you can ask:

At the beginning of the job? _____

After working a couple of hours? _____

At the end? _____

What format will the final meeting point documentation take? Is it a video, presentation.... How will you make it? _____

2. Make a plan of who is responsible for:

Videos _____

Photos _____



stem4math

Interviews _____

Final material editing _____

Presentation at the opening party _____



Plan (ads and permissions)

Plan ads for your meeting point. What are the most important things in a good ad?

Most important things are:

1. _____

2. _____

3. _____

Plan the ad. Remember to add important information to the ad!



stem4math

To build a meeting point at your school, you need to have permission from the head teacher. A letter to her/him would be the best solution. Plan the letter with these questions:

What are you doing?

Why are you doing it?

What do you need to make this plan happen?

You also should tell the head teacher that it would be good idea that she/he come and open the meeting point when it's ready



